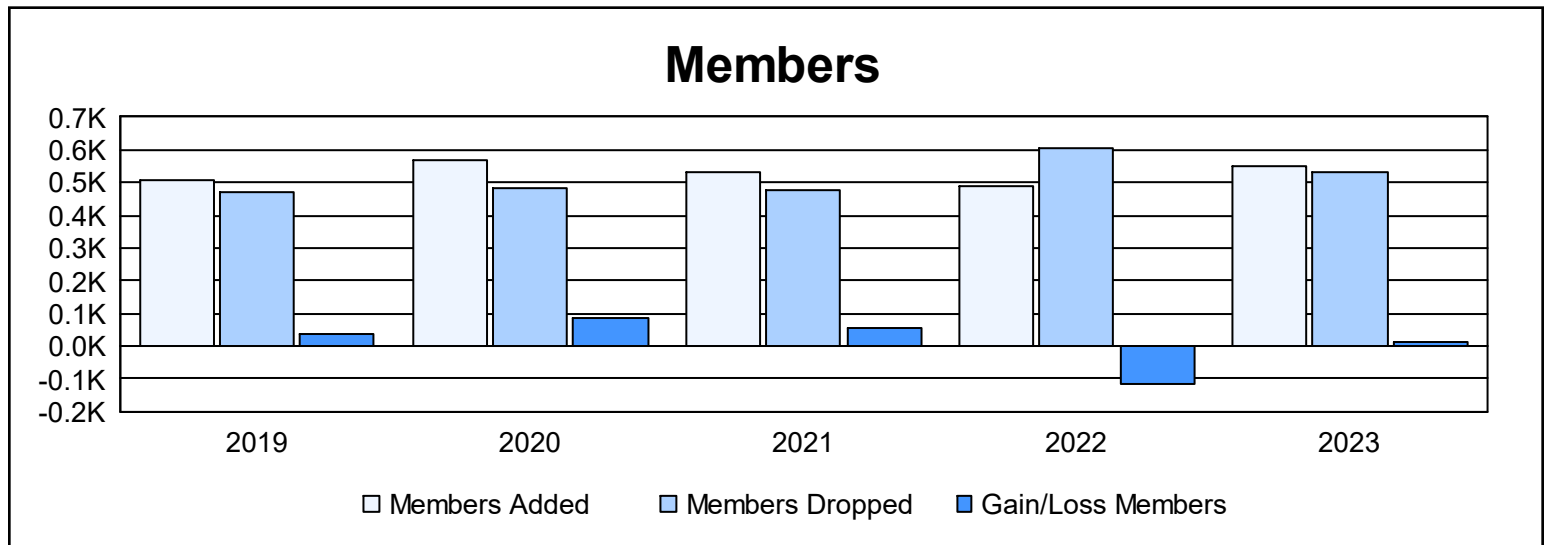
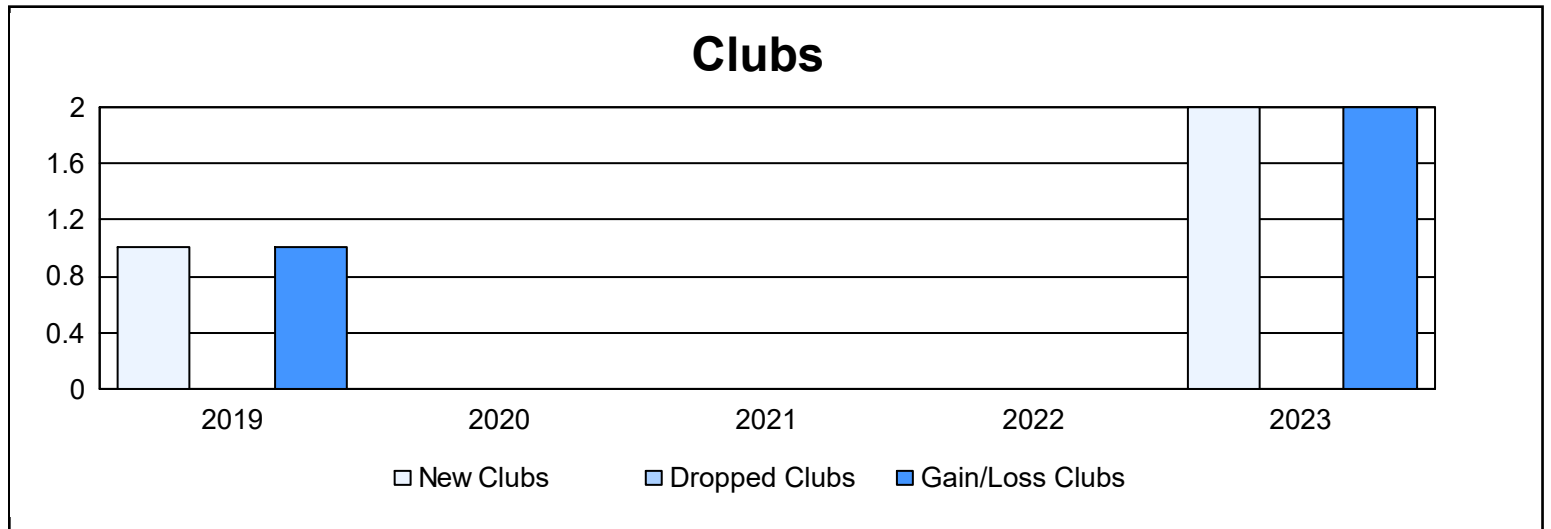
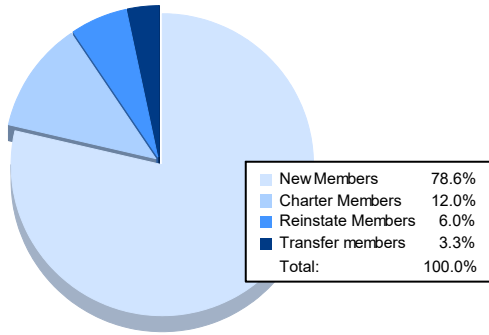


Year	New Clubs	Dropped Clubs	Gain/ Loss Clubs	New Members	Charter Members	Reinstate Members	Transfer Members	Total Member Added	Total Members Dropped	Gain/ Loss Members
2018-2019	1	0	1	440	34	27	8	509	472	37
2019-2020	0	0	0	520	8	30	10	568	480	88
2020-2021	0	0	0	486	1	33	14	534	476	58
2021-2022	0	0	0	442	4	25	15	486	604	-118
2022-2023	2	0	2	431	66	33	18	548	533	15
<b>Average</b>	<b>1</b>	<b>0</b>	<b>1</b>	<b>464</b>	<b>23</b>	<b>30</b>	<b>13</b>	<b>529</b>	<b>513</b>	<b>16</b>



### Membership Composition June 2023 Cumulative



### Gender Composition June 2023 Cumulative

